

DATA SHEET

LOW VF SCHOTTKY BARRIER RECTIFIERS

VOLTAGE 45 Volts

CURRENT 30.0 Amperes

TO-220AB

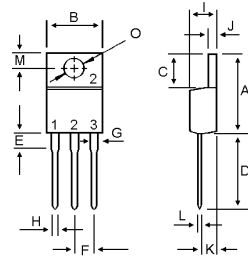
Unit:mm

FEATURES

- Low Forward Voltage Drop.
- Guard-Ring for Stress Protection.
- High Current Capability.
- Low Power Loss, High Efficiency.

MECHANICAL DATA

- Case: TO-220AB Molded Plastic
- Polarity: Symbols molded or marked on body
- Mounting position : Any



DIM	MILLIMETERS	
	MIN	MAX
A	14.68	15.32
B	9.78	10.42
C	5.02	6.52
D	13.06	14.62
E	3.57	4.07
F	2.42	2.66
G	1.12	1.36
H	0.72	0.96
I	4.22	4.98
J	1.14	1.38
K	2.20	2.98
L	0.33	0.55
M	2.48	2.98
O	3.70	3.90



In compliance with EU RoHs 2002/95/EC directives

MAXIMUM RATINGS AND ELECTRICAL CHARACTERISTICS

Ratings at 25°C ambient temperature unless otherwise specified.

Characteristic		Symobl	P30L45CT	Unit	
Peak Repetitive Reverse Voltage		VRRM			
Working Peak Reverse Voltage		VRWM	45	V	
DC Blocking Voltage		VR			
Maximum RMS Voltage		VRMS	31.5	V	
Maximum Average Forward Rectified Current		I (AV)	30	A	
Non-Repetitive Peak Surge Current (Surge applied at rate load conditions halfware, single phase, 60Hz)		IFSM	250	A	
Maximum forward voltage	IF=15A	VF	TJ= 25°C	0.52	V
			TJ= 125°C	0.48	
Maximum DC Reverse Current at Rated DC Blocking Voltage	@TC=25°C	IR	0.5	MA	
	@TC=125°C		100		
Typical Thermal Resistance		ROJC	2.0	°C/W	
Operating Temperature Range		TJ	-65to+150	°C	
Storage Temperature Range		TSTG	-65to+150	°C	

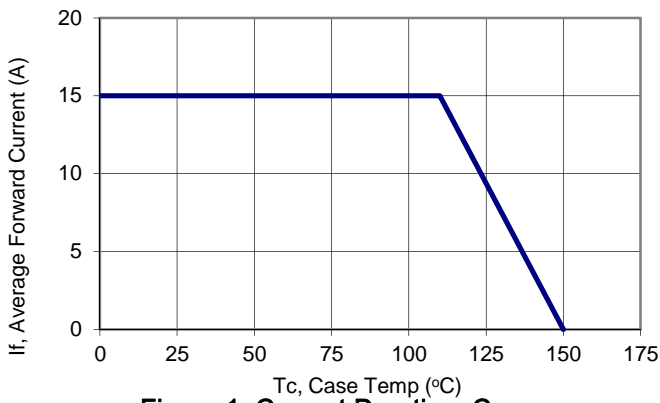


Figure 1: Current Derating, Case

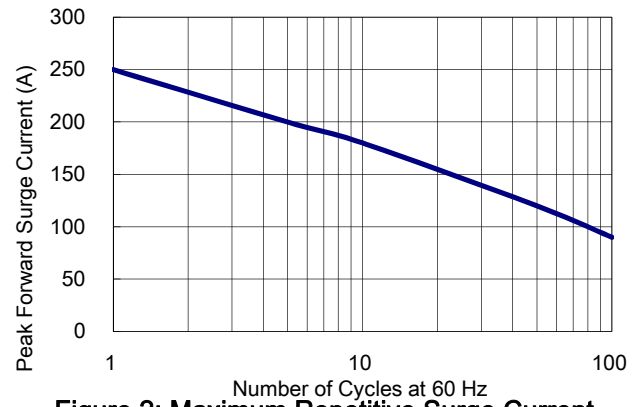


Figure 2: Maximum Repetitive Surge Current

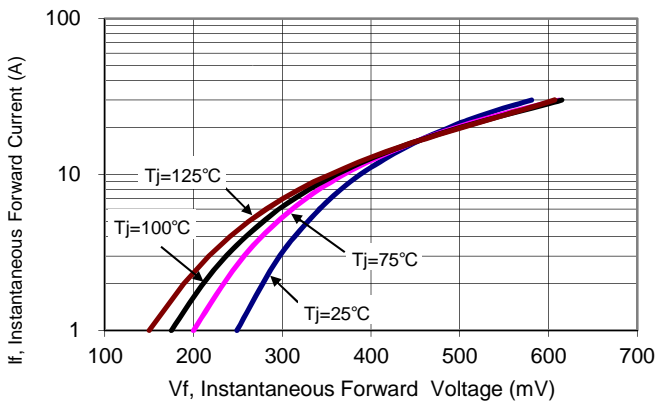


Figure 3: Typical Forward Voltage

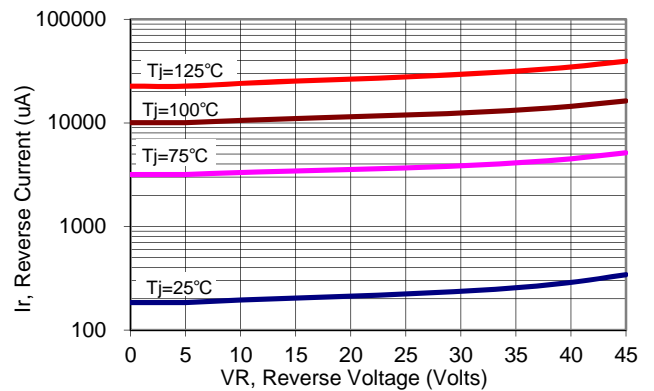


Figure 4: Typical Reverse Current

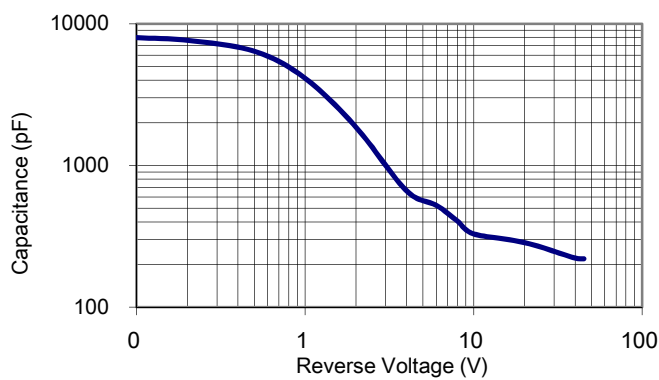


Figure 5: Typical Junction Capacitance